

Virginia  
Disability  
Commission:  
August 15, 2024

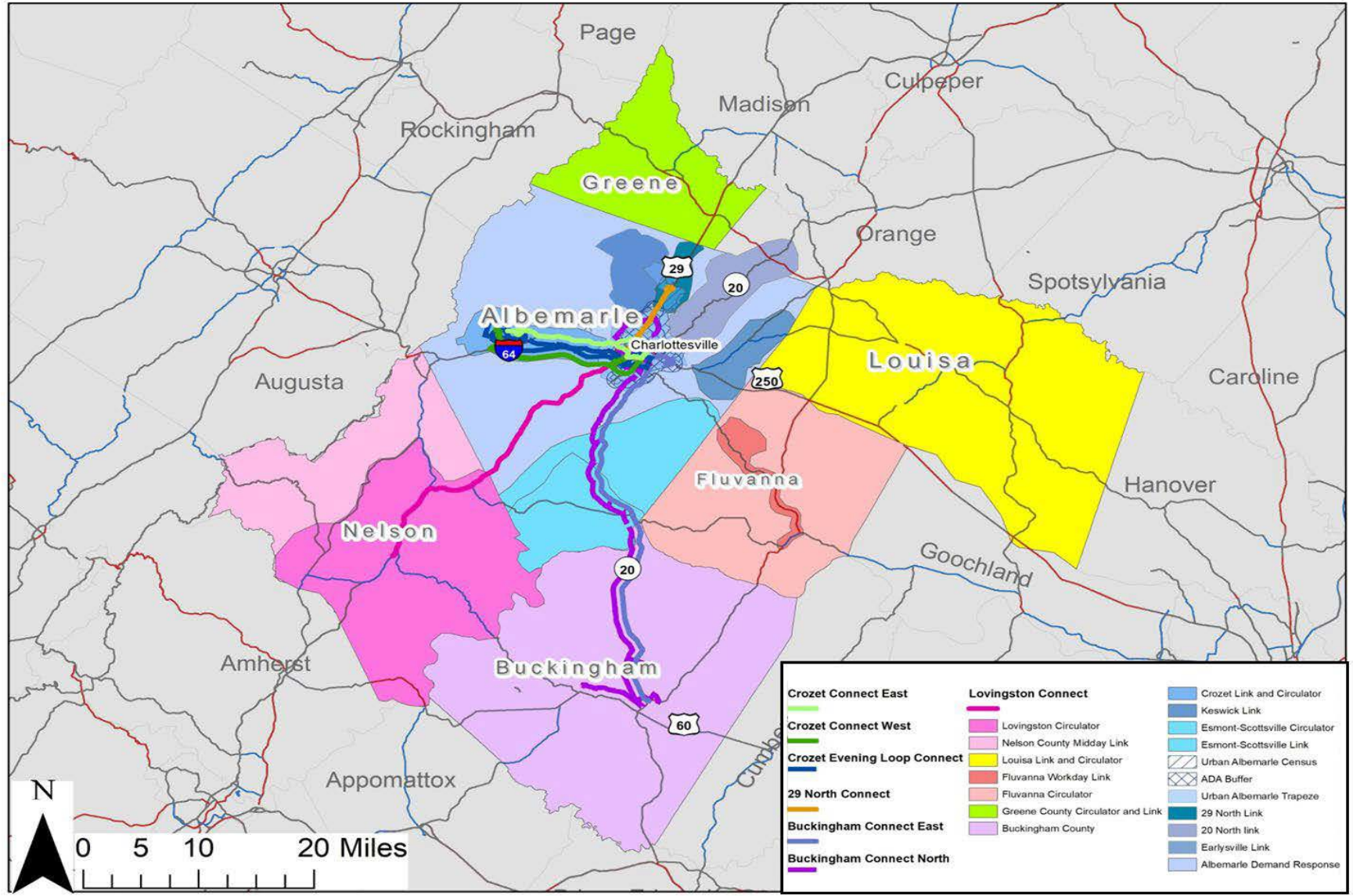


# About Jaunt

- Jaunt is a public service corporation owned by 5 governmental entities, serving 7 jurisdictions plus nonprofit agencies.
- Stockholders:
  - Albemarle County
  - City of Charlottesville
  - Louisa
  - Nelson
  - Fluvanna
- Others—not stockholders:
  - Greene County
  - Buckingham County



# About Jaunt



**Service  
Projections:  
FY2025**

- Jaunt operates 364 days a year
- Service Hours
  - All jurisdictions total: 112,782 - 12.24% increase from FY2024 budget
- Service Miles
  - All jurisdictions total: 1,719,088 - 1.88% increase from FY2024 budget
- Unlinked Passenger Trips
  - 250,000-300,000

## Service Characteristics

80% of all riders are demand response

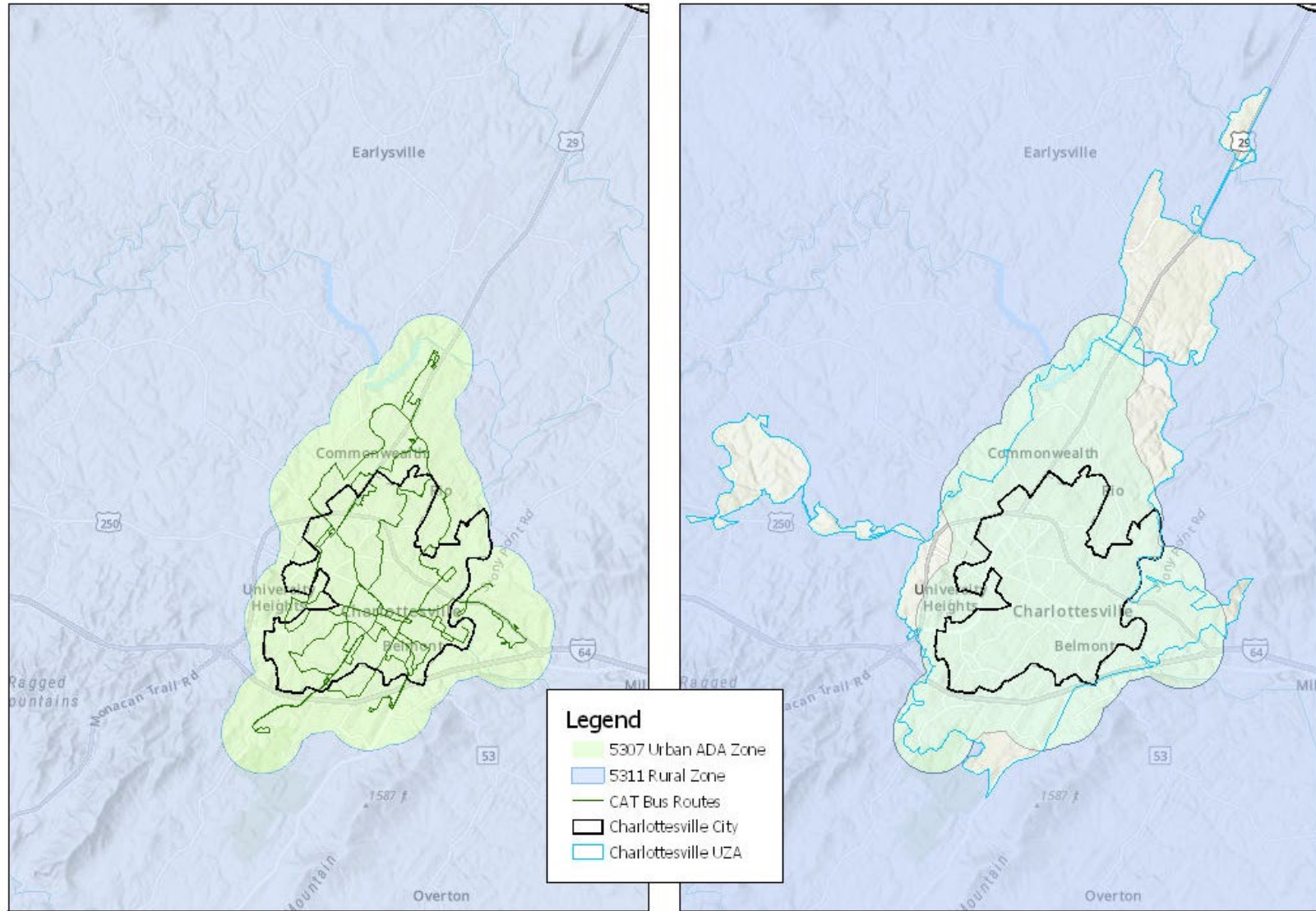
20% of all riders are commuter bus

52% of all demand response trips are paratransit

The reality is many more of Jaunt's riders have disabilities that are not captured

Most demand response is intra-jurisdictional versus interjurisdictional

# Defining Urban Rural & the ADA



Sources: Esri, Airbus DS, USGS, NGA, NASA, CGIAR, N Robinson, NCEAS, NLS, OS, NMA, Geodatasyrielsen, Rijkswaterstaat, GSA, Geoland, FEMA, Intermap and the GIS user community



## **Jaunt.**

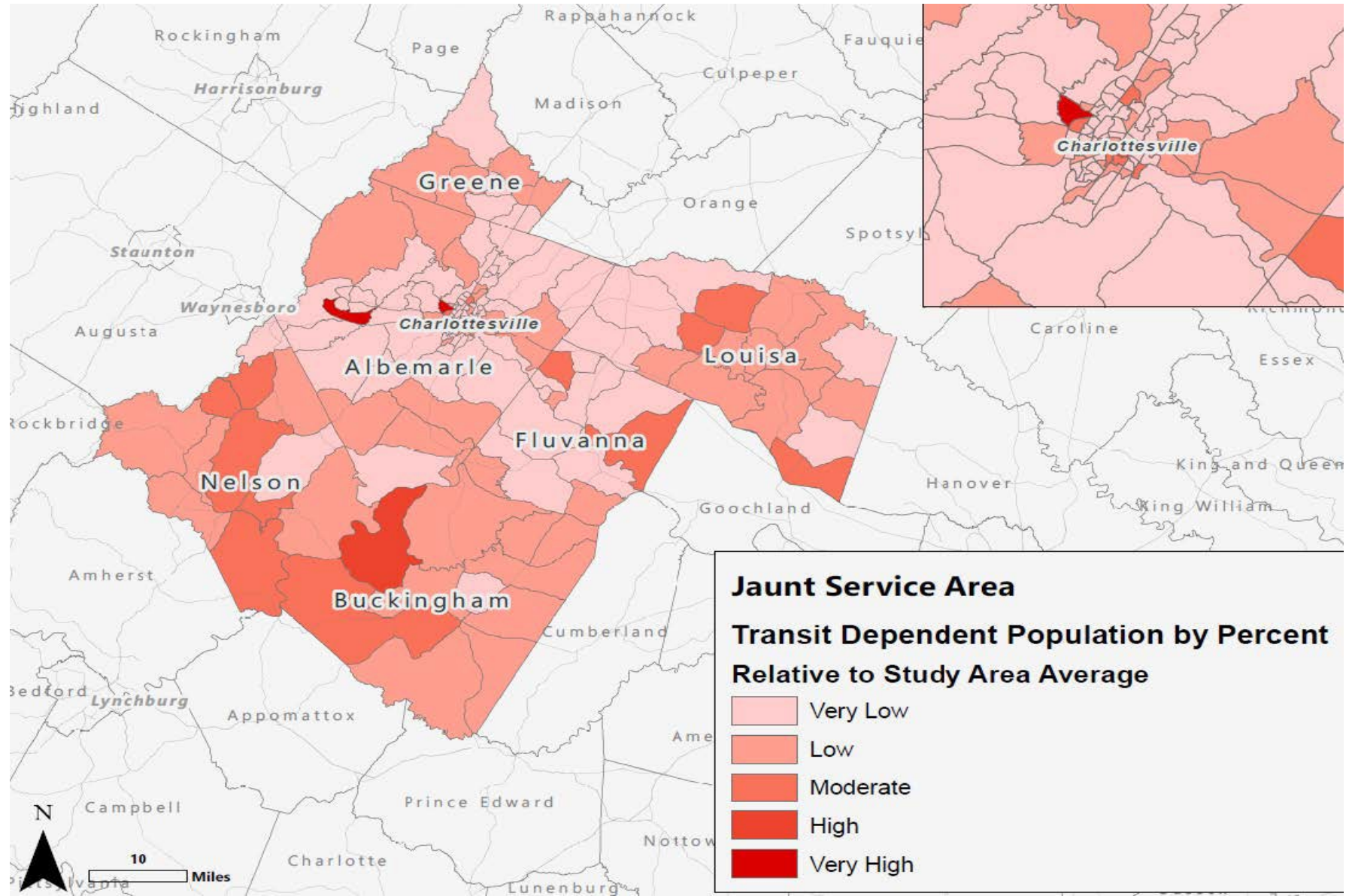
*supports  
independent  
living & aging  
in place*

*contributes to  
healthy  
outcomes*

*is a community  
focused  
investment with  
great returns*

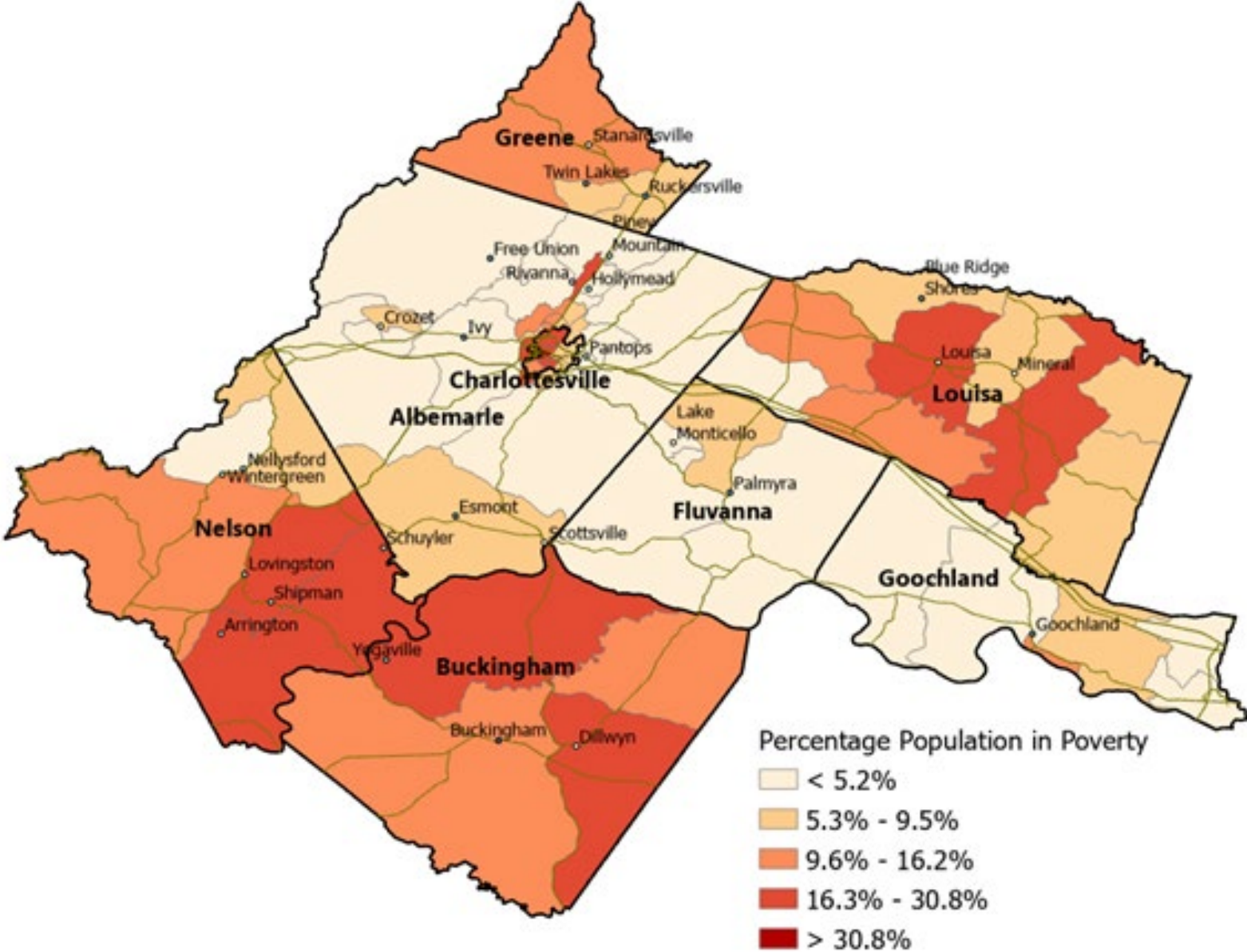


# Transit Dependence

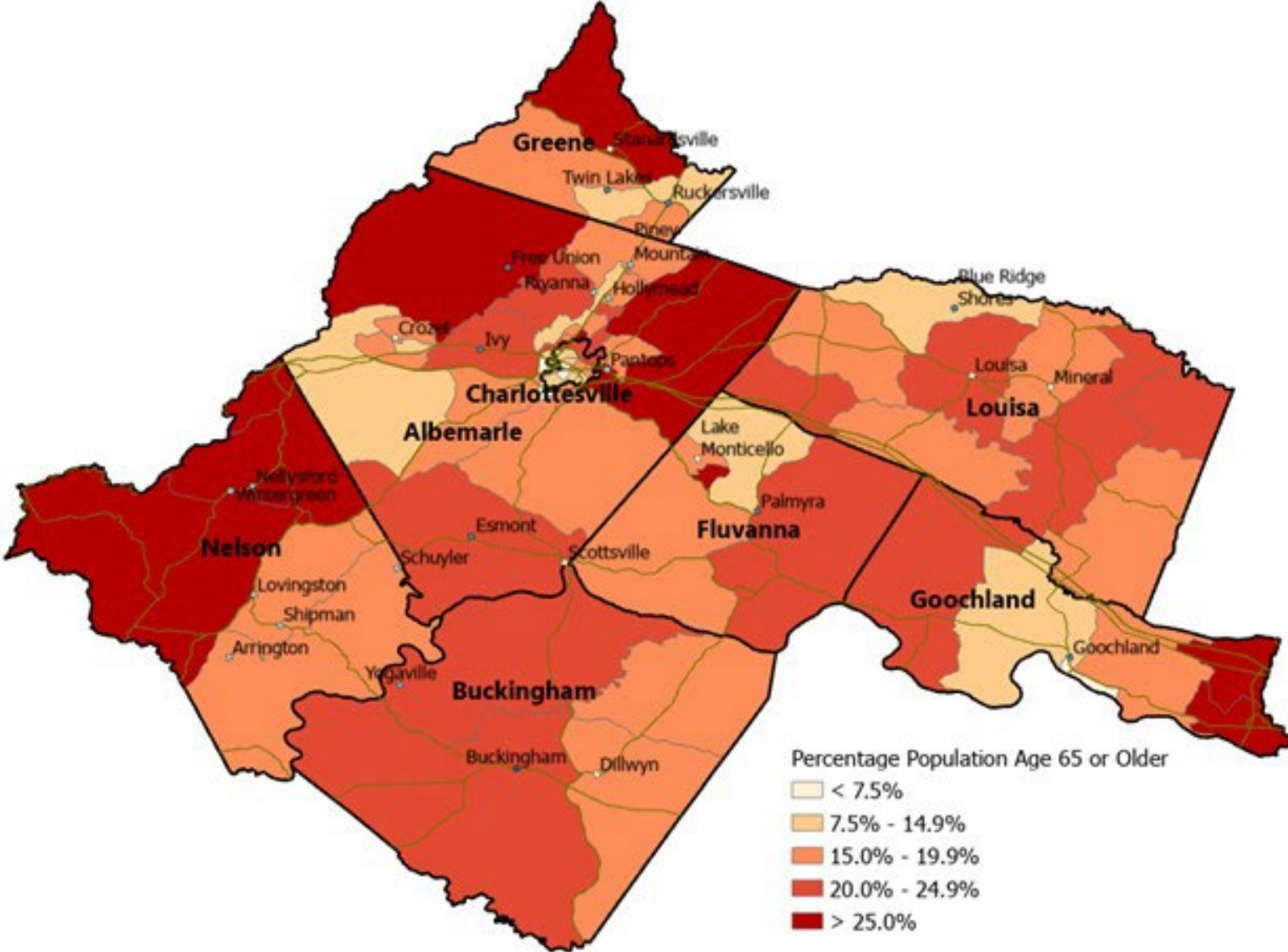




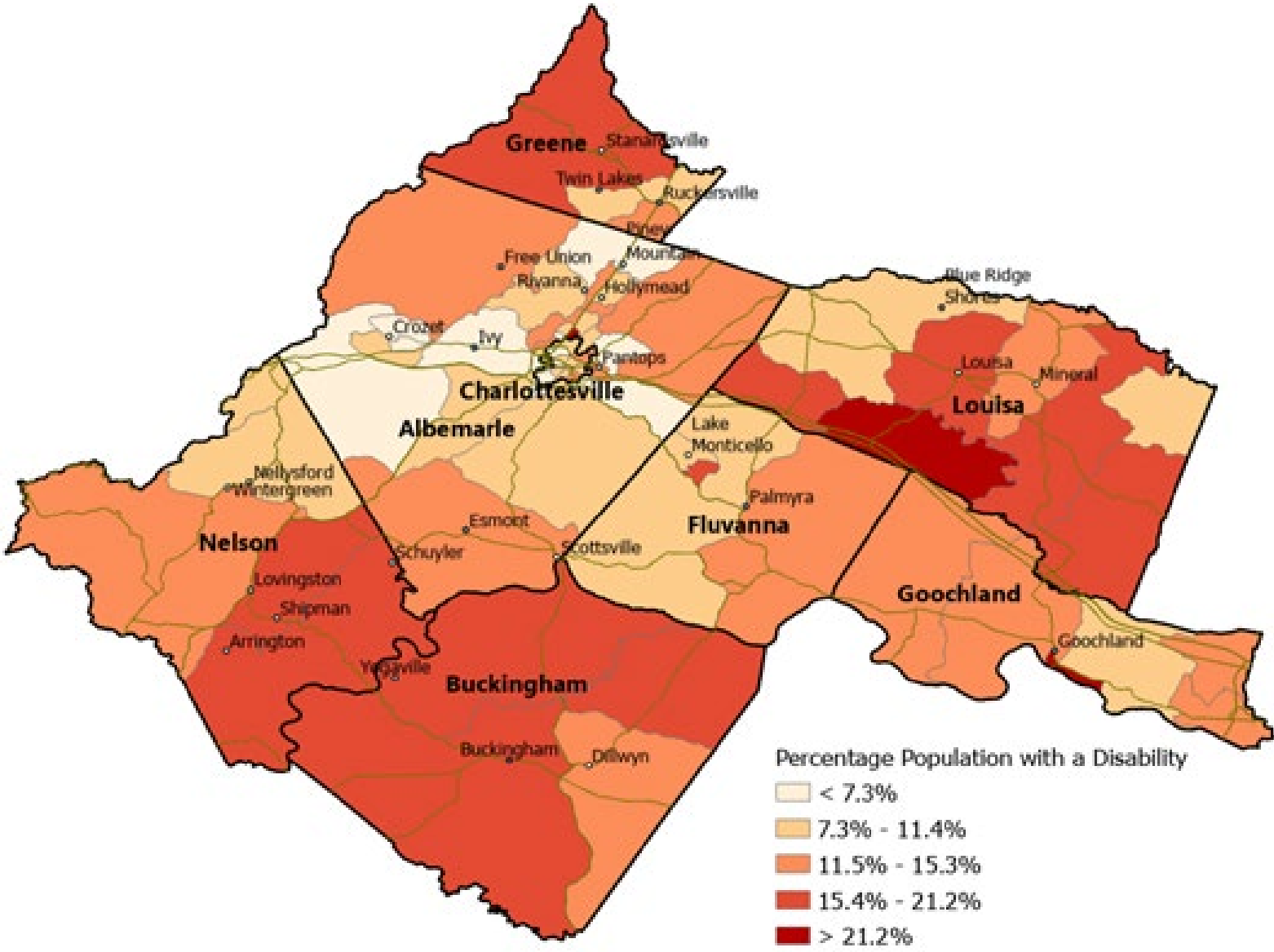
# Percentage of Population in Poverty



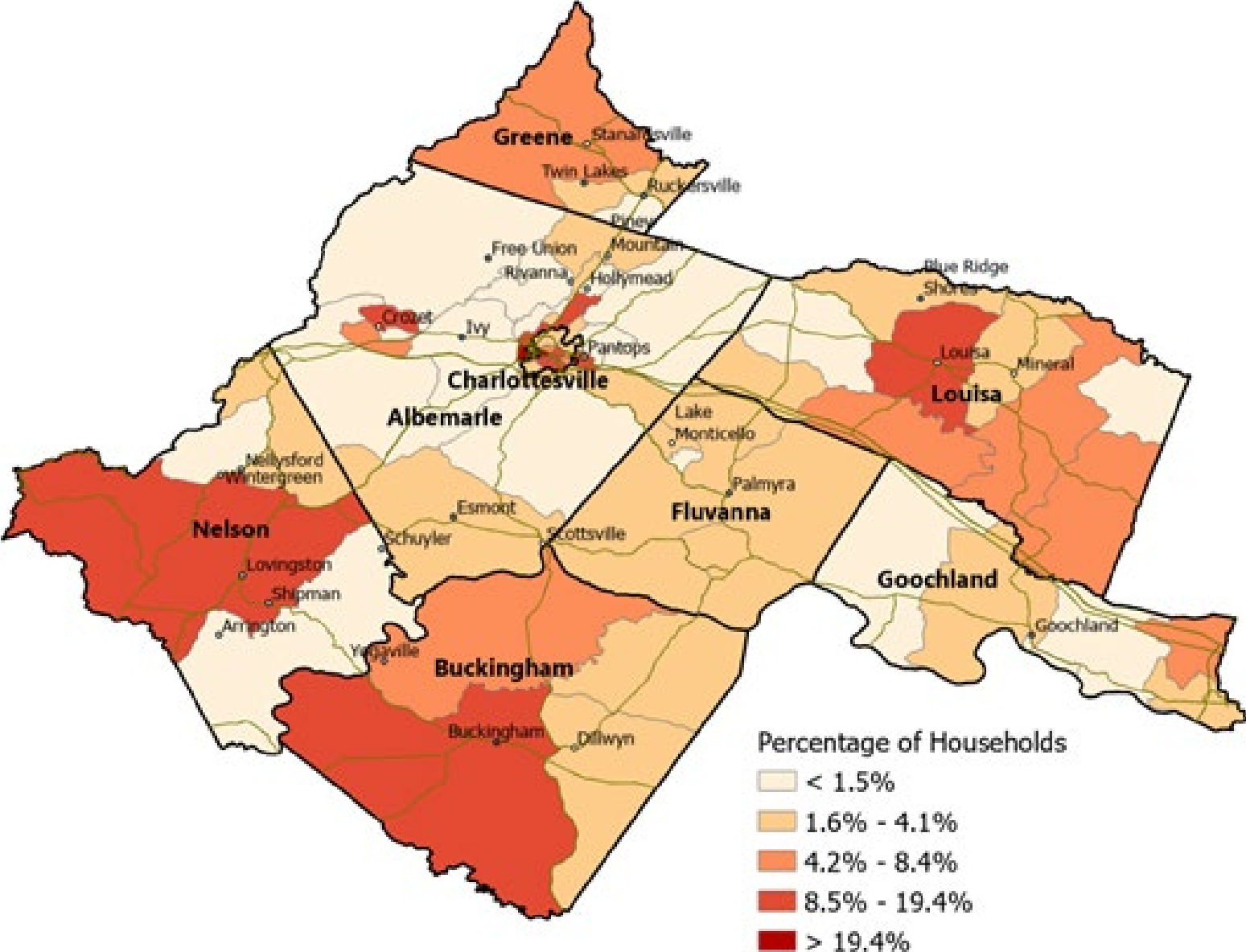
# Percentage of Population Aged 65 and Older



# Percentage of Population with a Disability



# Percentage of Population without a Vehicle



# By the Numbers:

# Our Region's Demography

Jurisdiction	Population Total	Age 65+	Poverty	Disability	Households with No Vehicles
Albemarle	112,513	22,137	7,378	10,339	2,084
Buckingham	16,869	3,340	2,083	2,631	377
Fluvanna	27,442	5,603	1,561	3,023	276
Greene	20,631	3,813	2,273	2,526	159
Louisa	38,106	7,709	4,120	6,258	519
Nelson	14,773	4,203	1,950	2,108	355
City of Charlottesville	46,289	5,853	10,254	4,138	2,293
	<b>276,623</b>	<b>52,658</b>	<b>29,619</b>	<b>31,023</b>	<b>6,063</b>

Jurisdiction	Age 65+	Poverty	Disability	Age 10-17	Households with No Vehicles
Albemarle	20%	7%	9%	9%	5%
Buckingham	20%	12%	16%	8%	6%
Fluvanna	20%	6%	11%	8%	3%
Greene	18%	11%	12%	12%	2%
Louisa	20%	11%	16%	9%	4%
Nelson	28%	13%	14%	7%	6%
City of Charlottesville	13%	22%	9%	6%	12%
	<b>19.86%</b>	<b>11.71%</b>	<b>12.43%</b>	<b>8.43%</b>	<b>5.43%</b>

# FY2025 Budget: Overview

- \$18.34 million-dollar annual budget
  - 64% Operating 36% Capital
  - 42% Federal 16% State 40% Local 2% Other
  - 50% Personnel 37% Capital 13% Other Operating
- Overall increase of 0.64% from FY2024
- Salaries and wages increased by 4.6%
- Demand response and commuter bus service remains fare-free.
- Contract agency service reflects continued decline
- Maintenance costs are impacted by aging fleet and supply chain issues

# How You Can Help

- FY26 is already being discussed as a challenging budget year. Protect transit dollars.
- When dollars are allocated don't forget about the disproportionate impact on rural localities.
- Consider ways to extend fare free service provision.
- Track the future of Infrastructure Investment and Job Act dollars as they phase out and provide advocacy for funding.
- Explore ways to fund desert areas
- Consider State level procurement at DRPT for scheduling software to enhance transit services, simplify access, and create a more seamless experience for riders.
- Explore providing DRPT with the resources to ensure that quality organizational development resources are accessed by all transit entities.
- Incentivize local government transit investments with grant programs for expanded services.
- Provide DRPT with resources to create a work group that develops and publishes best practices policies.

# Questions?